

Meguro City

FY2026 Edition

How to Separate and Dispose of Recyclables and Waste Items



Please take all recyclables and waste items out to the designated collection site.

Check your collection day with the collection day schedule list on page 4 and put it in the blank ○.

Recyclables
Once a week

Day of the week ○

Separate garbage into the four categories and put out by 8:00 a.m.

① Plastic Plastic containers and packages
• Plastic products (Made completely out of plastic, approximately less than 30cm on all sides)

Rinse soiled items lightly with water before disposal. Place items in a transparent bag for visibility. ***Do not double or triple layer the bags.**

Items with unremovable stains ⇒ Dispose as **combustible wastes**

② PET bottles Rinse and drain off the water. Crush lengthwise. Put them into a designated net or a transparent bag.

Dispose caps and labels as ① Plastic

③ Bottles ***for beverage and food** Rinse bottles. Place items in a transparent bag or a designated bin. Remove metal caps and dispose of them as non-combustible wastes. Items with unremovable stains ⇒ Dispose as **Non-combustible wastes**

④ Cans ***for beverage and food** Rinse bottles. Place items in a transparent bag or a designated bin.

Combustible
Twice a week

Day of the week ○ ○

Kitchen garbage Drain the water completely.

Cooking oil (Waste Cooking Oils)

Clothes and fabric

Twigs and dead leaves Cut twigs into 50cm long or less and bundle them in 30cm in diameter or less.

Plastic that cannot be recycled Items that cannot be cleaned, or that are mixed with metal or other non-plastic materials.

Leather products and rubber products

Paper unable to be collected as used paper Paper scraps • Photos Waterproof coated paper Dirty or odor stained papers

Place combustible wastes into either a garbage can with a lid or a transparent bag.

Non-combustible
Twice a month

Week of the month ○

Glass, broken bottles, ceramics, etc.

Metal

Spray cans, lighters, gas cartridge bottles **Caution !!** Use a garbage bag separate from other non-combustible wastes. Mark "キケン" (dangerous) on the garbage bag.

Place combustible wastes into either a garbage can with a lid or a transparent bag.

Products containing mercury
Once a month

Week of the month ○

Dispose of items no later than 8:00 a.m.

Tube-shaped and bulb-shaped fluorescent lights Place it in replacement packaging or write "Keikoukan" (fluorescent tube) on the garbage bag.

Mercury thermometers Mercury blood pressure manometer Write "Suigin" on the transparent bag before disposal.

Small home appliances (A longest side is smaller than 30cm)

Take the nine designated small home appliances to the collection box at city facilities. → P5

Used paper **Group Collection**
Once a week

Day of the week ○

Dispose of items no later than 8:00 a.m.

① Newspapers, ② Miscellaneous, ③ Cardboard boxes

Separate into the three categories and tie with rope in bundles

Used paper from households are collected by your town council or residents' association. Check your collection day on the signboard at your waste collection site. *** Waste paper generated by business is not collected as group collection. See P3 for details.**

Remove parts other than paper (tape, film, metal, etc.).

Large-sized waste
Paid service, application required

Dispose of items no later than 8:00 a.m.

Please take out your large-sized waste to the location instructed at the time of application.

In general, any item measuring at least 30 cm on any side

Meguro City Large-Sized Waste Acceptance Center **☎03-5715-0053**

Internet application: available 24/7 Please use multi-lingual translation function.

Meguro City Website: "粗大ごみ処理の手続き" (Procedures of oversized garbage processing)

Batteries • Collection of used small home appliances (mobile phones, etc.) ⇒ **P5**
Collection of four item types of home appliances, computers, etc. ⇒ **P6**

Inquiries: ●Meguro Waste Collection Office (Collection and Transportation, and Others) ☎03-3719-5345
●Waste Management & Recycling Section (Planning and Promotion, and Others) ☎03-5722-9572

Recyclables

Once a week

- Clean off recyclables and separate into the four categories before putting it out.
- Be sure to place recyclables at the collection site **before 8:00 am** on the designated collection day.
- Collection time and collection vehicles differ depending on types of items.

① Plastic

Plastic containers and packages

Packages, Cups, Trays, Bottles, Bags, Packing materials and Styrofoam, containers and packages, Other



How to dispose



- ① No contents left inside
- ② Rinse to remove stains and drain the water
- ③ Place plastic containers, packaging, and plastic products together in a transparent bag

※ If paper price tags or paper labels cannot be removed, dispose of them as is.
 ※ Do not double or triple-layer the bags.

Plastic products

(Made completely out of plastic, approximately less than 30cm on all sides)




✗ Items not acceptable

- Items with unremovable stains ⇒ Dispose as **combustible wastes**
- Items that contain materials other than plastic, such as metal ⇒ Dispose as **combustible wastes**
- Items approximately larger than 30cm on either sides ⇒ Dispose as **Large-sized waste**
- PET bottles ⇒ as **recyclables** ② PET bottles
- Items that would interfere with recycling ⇒ Dispose as **combustible wastes**
- Knives, lighters ⇒ Dispose as **non-combustible waste**
- Home medical appliances ⇒ Take to the **pharmacy or medical institution**
- Mobile batteries, electronic/heated cigarettes, etc. (items with built-in small rechargeable batteries) ⇒ Contact the manufacturer, distributor or collection agencies
- Rubber and silicone products ⇒ Dispose as **combustible wastes**

Take special caution!

② PET bottles

for softdrinks, alcoholic beverages, soy sauce, etc.



How to dispose

- ① Remove and dispose of caps and labels
 - ② Rinse and drain off the water. Crush lengthwise
 - ③ Put them into a designated net or a transparent bag.
- ⇒ as **recyclables** ① plastic
- ※ Do not crush vertically or twist.
- ※ The cap ring that remains on the spout of the plastic bottle should be removed, but if it is not possible, please leave it as is.

✗ Items not acceptable

- Contents were oil products.
- Items had any un-removable stains ⇒ Dispose as **combustible**
- Colored bottles (imported items, etc.) ⇒ as **recyclables** ① plastic

③ Bottles

for beverage and food



How to dispose

- ① Remove caps
 - ② Rinse and drain off the water.
 - ③ Put them into the designated bin (yellow) or a transparent bag.
- ⇒ Dispose metal caps as **non-combustible wastes**
 ※ Colored bottles are also collected.

✗ Items not acceptable

- Stains or oil are unremovable.
 - Broken bottles, glass sheets or glass cups
 - Bottles for cosmetics and chemicals
 - Product bottles
 - Spray cans
- ※ Medicine bottles are collected.

④ Cans

(aluminum cans and steel cans)



How to dispose

- ① Rinse and drain off the water.
 - ② Put them into the designated bin (blue) or a transparent bag.
- ⇒ Close the lid lightly and dispose together.
 ※ For pull-tops, dispose as is.



Set PET bottles, glass bottles and cans outside of the garbage container instead of placing them inside.



Combustible waste

Twice a week

Kitchen garbage



Squeeze out water from kitchen garbage.

Cooking oil (Waste Cooking Oils)



Soak cooking oil in used paper or old fabric, or solidify it with a coagulator. ※Used vegetable oil is collected at Meguro Eco Plaza. → See PG for details.

Clothes and fabric



Twigs and dead leaves



Cut twigs into 50cm long or less and bundle them in 30cm in diameter or less. Up to four bundles are collectable at one time.

Leather products and rubber products



If small metal parts such as clasps cannot be removed, dispose of them as is.

Paper unable to be collected as used paper

Paper cups, receipts, photos, crimped postcards, paper scraps, tissue paper, detergent boxes, courier service labels, and paper lined with aluminum (sake cartons, etc.) Paper egg cartons, paper packaging for fruits, etc.



Others

Cooling packs, health products, etc.



※ Flush excrements from diapers into a toilet bowl.

Plastics and other materials that cannot be disposed of as recyclables

Items with unremovable stains



Plastic bottles with unremovable stains



Items that contain materials other than plastic, such as metal




Items that would interfere with recycling (e.g. videotapes and the like, items with a thickness of 5mm or more, and others)



If there are excessive amounts of metal parts, please dispose of them in the "non-combustible waste."

How to dispose

Place combustible wastes into either a garbage can with a lid or a transparent bag.



※Generally, dispose of any waste product 30cm wide or larger as large-sized waste.

Please take out waste items before the time designated on the signboard at the collection site.

Non-combustible waste

Twice a month


Ceramics, glass



Wrap sharp or broken objects such as blades or metal sticks with paper and mark "キケン" (dangerous) on it before disposing.



Metal



Spray cans, lighters, gas cartridge bottles (use up contents)



Caution !!

If spray cans, lighters and gas cartridge bottles have remaining contents inside, it may create a fire hazard for waste collection vehicles. Follow the instructions below for disposal:



- ① Be sure to use up contents inside.
 - ② Use a garbage bag separate from other non-combustible wastes.
 - ③ Mark "キケン" (dangerous) on the garbage bag.
- ※ You do not need to puncture cans.

※ If you need to dispose spray cans with contents inside, be sure to consult with Meguro Waste Collection Office.

Small home appliances (A longest side is smaller than 30cm)

※ Nine item types, such as mobile phones, are collected at 10 item collection points in the City. See page 5 for details.



※ Rice cookers that capacity is 1 liter or larger are considered as large-sized waste.

How to dispose

Place non-combustible wastes into either a garbage can with a lid or a transparent bag.



※Generally, dispose of any waste product 30cm wide or larger as large-sized waste.

Please take out waste items before the time designated on the signboard at the collection site.

Used paper (newspapers, cardboard boxes, magazines) Group Collection

Used paper products from around the household are collected by your town council or residents' association (group collection). Place items outside of the garbage container instead of placing them inside.

- Please place used papers at the collection site before 8:00am. (Check your collection day on the signboard at your waste collection site.)
- Used paper is collected even on rainy days.

How to dispose → Separate into the three categories and tie with rope in bundles.

① News papers



※ Bundle flyers together with newspapers.

③ Cardboard boxes



※ Fold them to flatten. ※ Do not bundle with adhesive tape.

② Miscellaneous

※ Magazines, books, waste paper, etc.



※ Remove hard covers from books and dispose them as **combustible waste**. ※ Remove parts other than paper (tape, film, metal, etc.). ※ Place miscellaneous recyclable paper inside magazines or in paper bags.

Products containing mercury

Place items outside of the garbage container instead of placing them inside

Please take these items to the collection site before 8:00am on the designated collection day once a month. ※ Please use a separate garbage bag from one for non-combustible wastes.

Tube-shaped and bulb-shaped fluorescent lights

Place it in replacement packaging or write "Keikoukan" (fluorescent tube) on the garbage bag.



Other items containing mercury

Mercury thermometers, Mercury blood pressure manometer, etc.

Write "Suigin" on the transparent bag before disposal.



Incandescent bulbs, LED bulbs, miniature bulbs and neon glow lamps are Non-Combustible waste.

Place them in replacement packaging or wrap in paper and dispose them.



Recyclables and Waste Items Collection Days of the Week




Non-combustibles and products containing mercury are collected on the days marked in yellow .

| Area | Recyclables | Combustibles | Non-combustibles |
|---------------------|-------------|--------------|--|
| | | | Products containing mercury |
| 1 to 3 Aobadai | Thu. | Tue. & Fri. | 1st & 3rd Sat. |
| 4 Aobadai | Thu. | Tue. & Fri. | 1st & 3rd Sat. |
| 1 & 2 Chucho | Sat. | Mon. & Thu. | 2nd & 4th Fri. |
| 1 & 2 Gohongi | Mon. | Tue. & Fri. | 2nd & 4th Wed. |
| 3 Gohongi | Wed. | Mon. & Thu. | 2nd & 4th Fri. |
| 1 & 2 Haramachi | Tue. | Wed. & Sat. | 2nd & 4th Thu. |
| 1 & 2 Higashigaoka | Wed. | Mon. & Thu. | 1st & 3rd Fri. |
| 1 to 3 Higashiyama | Mon. | Tue. & Fri. | 1st & 3rd Wed. |
| 1 & 2 Himonya | Tue. | Wed. & Sat. | 2nd & 4th Thu. |
| 3 & 4 Himonya | Fri. | Wed. & Sat. | 2nd & 4th Thu. |
| 5 & 6 Himonya | Wed. | Mon. & Thu. | 2nd & 4th Fri. |
| 1 to 3 Jiyugaoka | Fri. | Wed. & Sat. | 1st & 3rd Mon. |
| 1 Kakinokizaka | Wed. | Mon. & Thu. | 2nd & 4th Fri. |
| 2 & 3 Kakinokizaka | Wed. | Mon. & Thu. | 1st & 3rd Fri. |
| 1 Kamimeguro | Thu. | Tue. & Fri. | 1st & 3rd Sat. |
| 2 Kamimeguro | Sat. | Mon. & Thu. | 2nd & 4th Tue. |
| 3 Kamimeguro | Sat. | Tue. & Fri. | 2nd & 4th Wed. |
| 4 & 5 Kamimeguro | Mon. | Tue. & Fri. | 2nd & 4th Wed. |
| 1 to 4 Komaba | Mon. | Tue. & Fri. | 1st & 3rd Sat. |
| 1 Meguro | Thu. | Tue. & Fri. | 2nd & 4th Sat. |
| 2 Meguro | Thu. | Tue. & Fri. | 1st & 3rd Sat. |
| 3 & 4 Meguro | Sat. | Mon. & Thu. | 1st & 3rd Tue. |
| 1 to 3 Megurohoncho | Tue. | Wed. & Sat. | 1st & 3rd Thu. |
| 4 to 6 Megurohoncho | Tue. | Wed. & Sat. | 1st & 3rd Thu. |
| 1 to 3 Midorigaoka | Fri. | Wed. & Sat. | 1st & 3rd Mon. |
| 1 Minami | Tue. | Wed. & Sat. | 2nd & 4th Thu. |
| 2 Minami | Fri. | Wed. & Sat. | 2nd & 4th Thu. |

| Area | Recyclables | Combustibles | Non-combustibles |
|--------------------|-------------|--------------|--|
| | | | Products containing mercury |
| 3 Minami | Fri. | Wed. & Sat. | 2nd & 4th Mon. |
| 1 & 2 Mita | Thu. | Tue. & Fri. | 2nd & 4th Sat. |
| 1 & 2 Nakacho | Sat. | Mon. & Thu. | 1st & 3rd Tue. |
| 1 & 2 Nakameguro | Thu. | Tue. & Fri. | 1st & 3rd Sat. |
| 3 to 5 Nakameguro | Sat. | Mon. & Thu. | 2nd & 4th Tue. |
| 1 Nakane | Fri. | Wed. & Sat. | 1st & 3rd Mon. |
| 2 Nakane | Fri. | Wed. & Sat. | 2nd & 4th Mon. |
| 1 & 2 Ohashi | Mon. | Tue. & Fri. | 1st & 3rd Wed. |
| 1 & 2 Ookayama | Fri. | Wed. & Sat. | 2nd & 4th Mon. |
| 1 & 2 Senzoku | Tue. | Wed. & Sat. | 2nd & 4th Thu. |
| 1 & 2 Shimomeguro | Thu. | Tue. & Fri. | 2nd & 4th Sat. |
| 3 to 5 Shimomeguro | Thu. | Tue. & Fri. | 2nd & 4th Sat. |
| 6 Shimomeguro | Tue. | Wed. & Sat. | 1st & 3rd Thu. |
| 1 & 2 Tairamachi | Fri. | Wed. & Sat. | 2nd & 4th Mon. |
| 1 to 3 Takaban | Wed. | Mon. & Thu. | 2nd & 4th Fri. |
| 1 to 5 Yakumo | Wed. | Mon. & Thu. | 1st & 3rd Fri. |
| 1 & 2 Yutenji | Sat. | Mon. & Thu. | 2nd & 4th Tue. |

Example of bimonthly collection days for non-combustible wastes

For example, "1st & 3rd Mon." represents the first and third Monday of the month.



On any fifth day on the week in a month, there will be no collection for non-combustible wastes

Collection of used paper

Check your collection days by the signboard at your waste collection site.





The City will notify residents the day before the collection day for recyclables and waste in that area, given they have "friend-added" the Meguro City official LINE account (@meguro_city) via LINE and registered their area of residence.

Collection of batteries (other than small rechargeable batteries, etc.)

[Batteries subject to collection]

- Alkaline batteries 
- Lithium primary batteries (cylindrical and coin-shaped) 

- Manganese batteries 
- Button batteries 

Deposit in the collection boxes located at the following collection points

※Please be sure to insulate both ends with adhesive tape or the like before disposal.

Major locations of the recycling-collection box

- Meguro City Office Complex Main Building (West Entrance)
- Juku Centers
- Meguro Citizens Center
- Chiku Service Offices
- Dendo Fureai-kan
- Midorigaoka Community Center , Others
- Meguro Citizens Campus



Collection of lithium-ion batteries,

When disposing of, choose from one of the following methods!

◆Lithium-ion batteries etc., with the Recycle Mark
Collected at recycling cooperative stores.
Visit the Website below to find out more.

JBRC General Incorporated
Association



☎03-6403-5673 <https://www.jbrc.com/>
(Information is available only in Japanese.)

(Recycle marks)

◆Collection of heated cigarettes by the Tobacco Institute of Japan
Selected heated cigarettes are collected and
recycled free of charge at cigarette stores and other retailers.

Tobacco Institute of Japan
☎03-6746-4955

<https://www.tioj.or.jp/recycling/>
(Information is available only in Japanese.)



◆Also collected at collection boxes located at 10 locations in the City.
Please dispose of rechargeable batteries, etc.,
with a recycle mark to cooperative stores or retailers as much as possible.

- (ex.)
- Lithium-ion batteries
 - Mobile batteries
 - E-cigarettes and heated cigarettes
 - Electric shavers
 - Electric toothbrushes (excl. toothbrush portion)
 - Portable electric fans
 - Other items containing small rechargeable batteries



- ※Do not place items measuring more than 30 cm on one side in the trash.
- ※Regarding broken or bulging items, contact the Meguro Waste Collection Office.
- ※Whenever possible, please dispose of batteries after they have been fully used up.
- ※Collection boxes are not for business waste.

Collection of used small home appliances

(Nine item types including mobile phones)

Collecting subjects

- ① Mobile phones
- ② Handheld games consoles
- ③ Portable music players
- ④ Digital cameras
- ⑤ Portable video cameras
- ⑥ Electronic dictionaries
- ⑦ Desktop calculators
- ⑧ Portable car navigation devices
- ⑨ Cables (include AC adapters)

※Do not place the following items in the collection box:
• Other small home appliances not listed above
• Small home appliances from business entities
• Items which will not be able to pass through the collection box entrance



Small home appliance collection box

Collection points for used small home appliances (nine item types) and small rechargeable batteries, etc. (10 locations in the City)

- Komaba Juku Center (1-22-4 Komaba)
- Meguro City Office Complex Main Building (West Entrance)(2-19-15 Kamimeguro)
- Main Building, Midorigaoka Community Center (2-14-23 Midorigaoka)
- Meguro Waste Collection Office (2-13-19 Meguro Honcho)
- Meguro Waste Collection Operation Office (4-1-2 Nakameguro)
- Meguro Eco Plaza (Basement Floor, Dendo Fureai Kan (Dendo Juku Center) 1-25-26 Meguro)
- Hokubu-chiku Service Office (9F Cross Air Tower, 1-5-1 Ohashi)
- Chuo-chiku Service Office (2-9-13 Chuo-cho)
- Nanbu-chiku Service Office (Southwest side of Ishibumi Elementary School, 1-18-14 Himonya)
- Seibu-chiku Service Office (1-28-10 Kakinokizaka)

Large-sized waste

Fee and application required

Items approximately larger than 30cm on either sides are considered large-sized waste and requires prior application via phone or online.

Application to:

Meguro City Large-sized Waste Acceptance Center

☎ 03-5715-0053

Hours of operation: Monday through Saturday, 8:00am to 7:00pm
Phone calls can be made on national holidays except for during the year-end/New Year's holiday

Online application (available 24/7) Please use multilingual translation function.

※Meguro City Website : “粗大ごみ処理の手続き” (Procedures of oversized garbage processing)
※There are restrictions on items that can be applied for collection online.



Collection of four item types of home appliances, computers, etc.

Air conditioners, Televisions, Refrigerators and freezers, Washing machines and dryers (for clothes)

Recycling is required by the Home Appliance Recycling Law.

How to dispose Please choose a method from the followings:

1. Request for disposal at the store where you purchased the item or at the store where you will purchase a replacement.
2. Request for disposal at the Home Appliances Recycling Pick-up Center.

3. Bring the items to the designated dealers.
Contact the Waste Management & Recycling Section or Meguro Waste Collection Office for the locations of the designated dealers.

Applying via online

<https://kaden23rc.jp/> (24-hour reception, information is available only in Japanese.)



Applying by phone

☎0570-087200 (Navi-Dial)
Monday through Friday 9:00 a.m. to 5:00 p.m.
Closed on Saturdays, Sundays, national holidays, and during the year-end/New Year's holidays.

Cost for disposal

You have to pay recycling fee plus transportation cost.

※If you bring any items to the designated dealer by yourself, you will be exempted from transportation cost.

Personal computers and other devices

1. Collection by the computer manufacturer

Contact the manufacturer of the computer to be disposed of for collection.

Computers with the “PC Recycle Mark” will be collected free of charge. If you are not sure of the manufacturer of your computer, please contact the PC3R Promotion Association.

☎03-5282-7685

Website: <https://www.pc3r.jp/>
(Information is available only in Japanese.)



2. Collection via home collection service



Online Application

Apply via the ReNet Japan Recycle Co., Ltd. Website
<https://www.renet.jp/>
(Information is available only in Japanese.)

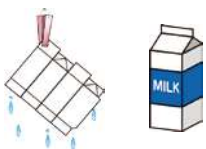
When application through internet is not available...

⇒Please contact the ReNet customer center

☎ 0570-085-800

Reception hours are from 10:00 a.m. to 5:00 p.m., open 365 days a year (*except for the New Year holidays).

Paper cartons



- ※Wash inside, cut open, and dry cartons.
- ※If an item's inside is silver-colored (aluminum coating), dispose of it as **combustible waste**.

Please deposit in the collection boxes at the following collection points, supermarkets, etc.

Major collection points:

- Meguro City Office Complex Main Building (West Entrance)
- Some Juku centers
- Meguro Eco Plaza
- Consumer Affairs Center
- Midorigaoka Community Center Annex Building
- Komaba Senior Citizen's Home
- Komabano Park Nature Observatory, etc.



Some offer group collections.

Waste Cooking Oils

Limited to vegetable oils.



Collection point
Meguro Eco Plaza
(☎ 03-5721-2300)

Used ink cartridges

Limited to genuine products from the following four companies:
Brother, Canon, Epson and HP Japan.

Clothes (Re-useable clothing)

Not all used clothing are collected.
See the Website for details.



● **Meguro Waste Collection Office**
(Waste Collection, Transportation, Recycling Collection, Waste Collection Sites, and Others)

☎ 03-3719-5345 2-13-19, Megurohoncho, Meguro-ku

● **Waste Management & Recycling Section (Planning and Promotion, and Others)**

☎ 03-5722-9572 6F Main Building, Meguro City Office Complex, 2-19-15, Kamimeguro, Meguro-ku

● **Meguro City Website**

Meguro City How to Separate and Dispose of Recyclables and Waste Items

Issued in March 2026

Issued by: Meguro City

Editor: Waste Management & Recycling Section, Environment & Waste Collection Department,
Meguro City Office, 2-19-15 Kamimeguro, Meguro-ku

☎ 03-5722-9572 FAX: 03-5722-9573



この印刷物は、印刷用の紙へリサイクルできます。

